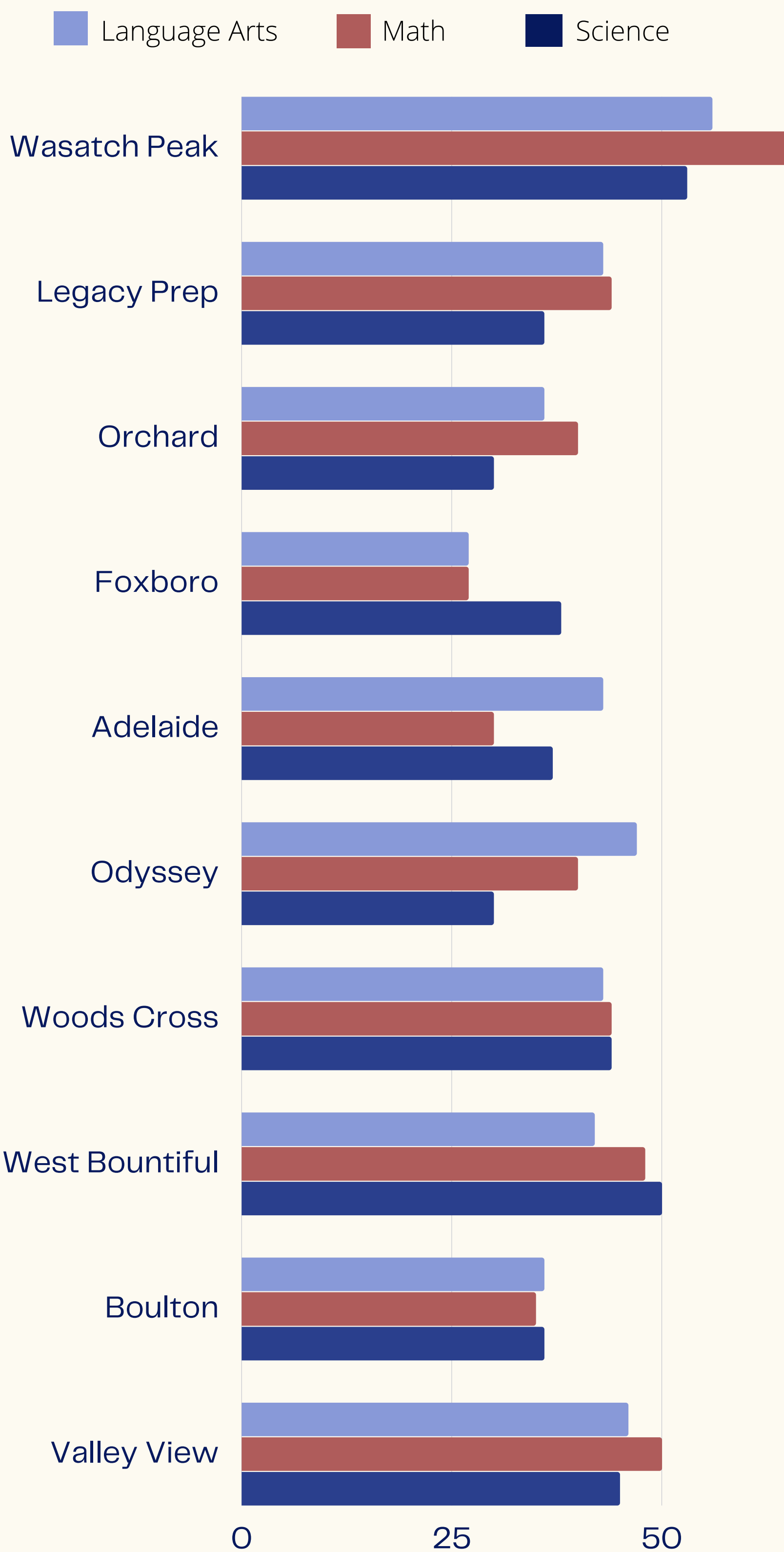




State of the School

Wasatch Peak Academy

Designed to highlight where WPA stands in regard to other local public schools and celebrate the hard work of our students, teachers, aides, and families. This academic summary helps to empower parents to make informed decisions about their child's education.



Student Growth

RISE 3rd-6th

We are starting this summary with the data we are most proud of: focusing on student growth. Growth Scores are totaled by calculating student's academic improvement over multiple years.

While proficiency scores are important, focusing on those scores alone encourages a teach-to-the-middle mentality that leaves both high achieving and struggling students out of the heart of education.

We work hard to target growth for EVERY student and this is why we are so proud of the work these rankings represent.

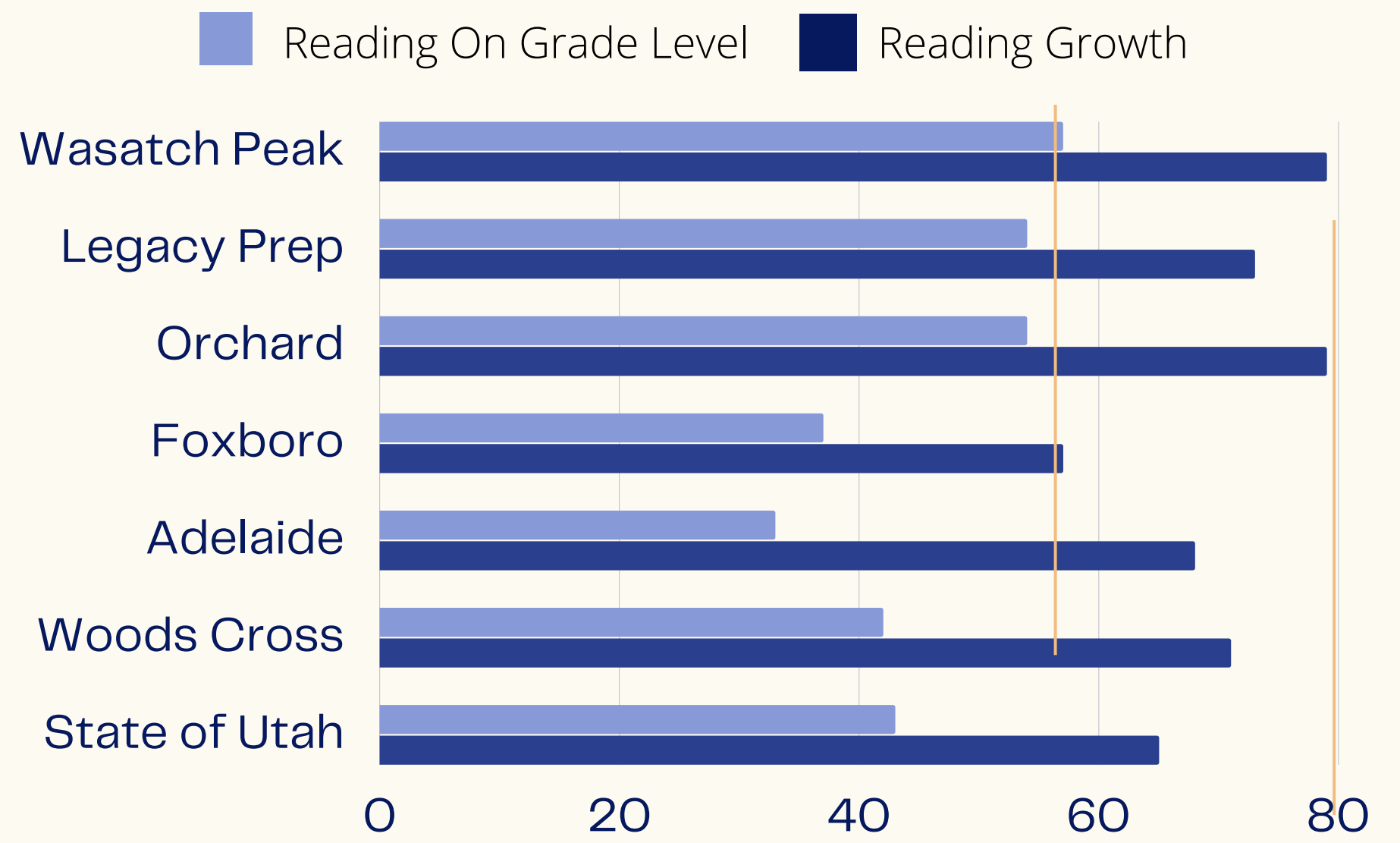
We are proud to have some of the highest growth scores of any public school in South Davis County.



Early Reading Scores -Acadience Reading 1st-3rd

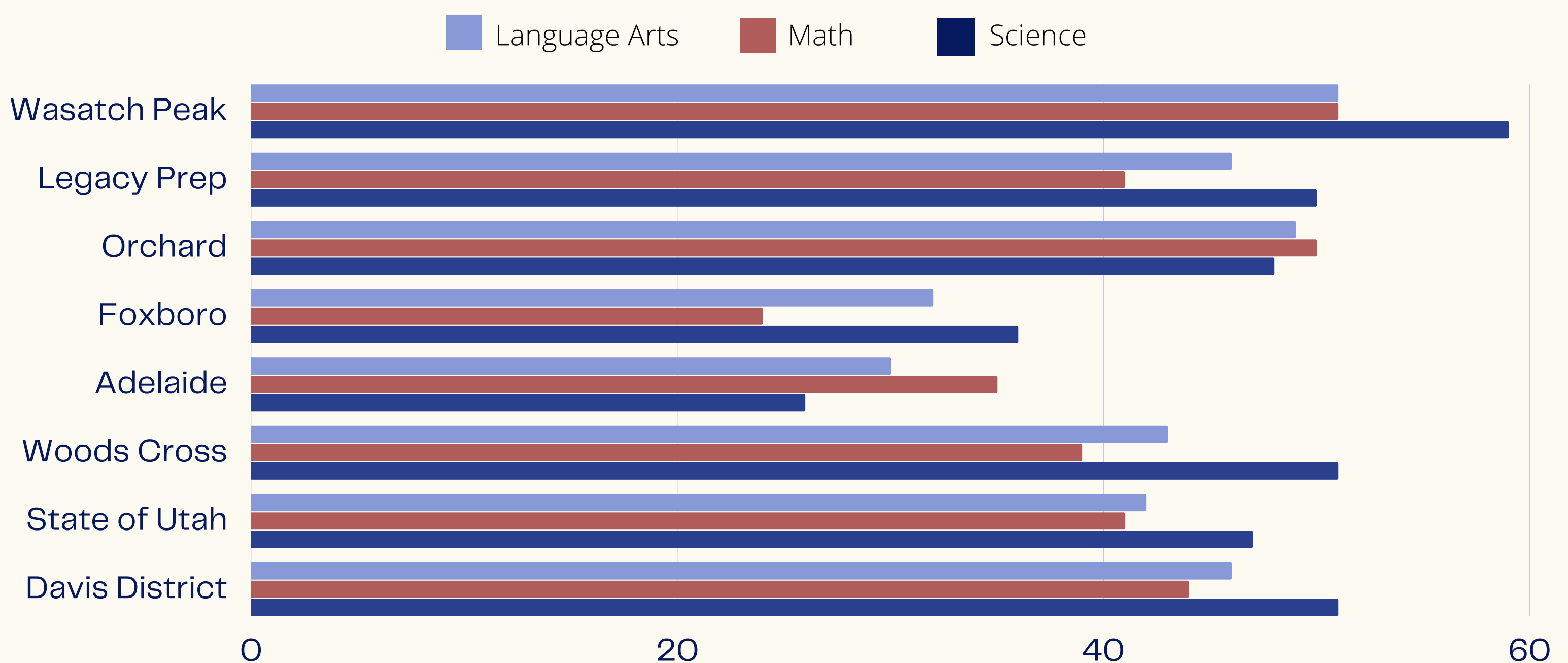


Early reading scores focus on 1st-3rd grade students. Not included in this data pool is our kindergarten reading scores. As of January 2022, 95% of our kindergarten students were on grade level. Historically, this has placed WPA as one of the top scoring schools in the state.



RISE Proficiency RISE- 3rd-6th

The RISE assessment is used by the Utah State Office of Education to indicate if students are on grade level in each of the subjects assessed. It is administered in 3rd-6th grades. While we are neck in neck with many of the high scoring schools in South Davis County, we are the highest scoring school in North Salt Lake for each subcategory on the end of year RISE assessment.





Other Measures- Great School Rankings

WPA	★★★★★★★☆☆
Orchard	★★★★★☆☆☆☆
Odyssey	★★★★★★☆☆☆☆
Woods Cross	★★★★★☆☆☆☆
Spectrum	★★★★☆☆☆☆☆☆
Adelaide	★★★★★☆☆☆☆
Foxboro	★★★☆☆☆☆☆☆
Legacy Prep	★★★★★☆☆☆☆
Valley View	★★★★★★☆☆☆☆
Boulton	★★★★★☆☆☆☆
West Bountiful	★★★★★★☆☆☆☆
Oak Hills	★★★★★☆☆☆☆

There are many ways to measure the quality of a school. Great Schools and Niche are two independent resources we have used in the past. They both include academic scores, years of experience for teachers, diversity, class size, and parent feedback. We are including Great Schools scores here because they include student academic growth in their matrix and we feel that individual growth is an important factor in a child's education.

A Note on COVID-19 and School Data:

The unprecedented changes in schools post 2020 has created a long-standing impact on academics and students data. The current data available to all schools is atypical and does have some holes. This report offers the most updated data available at the time of writing. We pride ourselves on accuracy and transparency and will continue to update families when more data becomes available. We would also like to remind families that the Utah State Office of Education recommends that we use caution as we review and compare data in these unique times.

